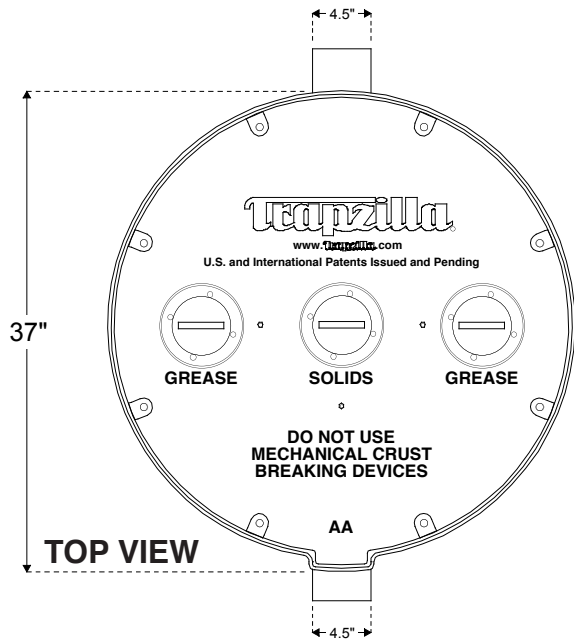




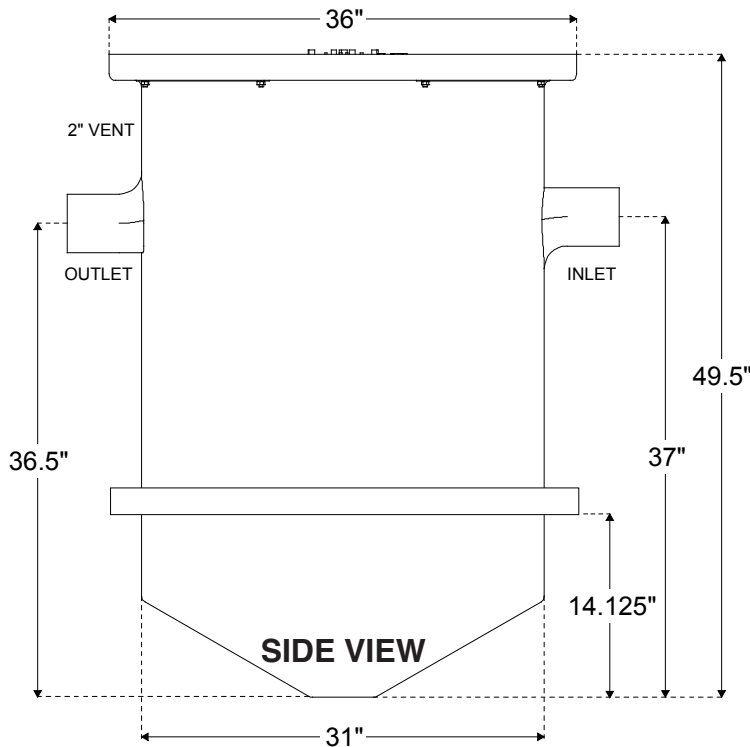

Trapzilla® Grease Trap System

TZ-600 Specifications




FEATURES:

- Offers a flat grease separation curve
- Constructed of corrosion resistant materials suitable for installation in virtually any location.
- Compact footprint.



29" CLEARANCE FROM TOP OF TANK REQUIRED FOR LID REMOVAL



TECHNICAL DATA

Materials: _____ Rotationally Molded Polyethylene
 ASME A112.14.3 (Tested) Flow Rating: _____ 75 GPM
 Manufacturer Rated Inlet Flow Rating: _____ 150 GPM
 Grease Retention Capacity: _____ 600+ Pounds



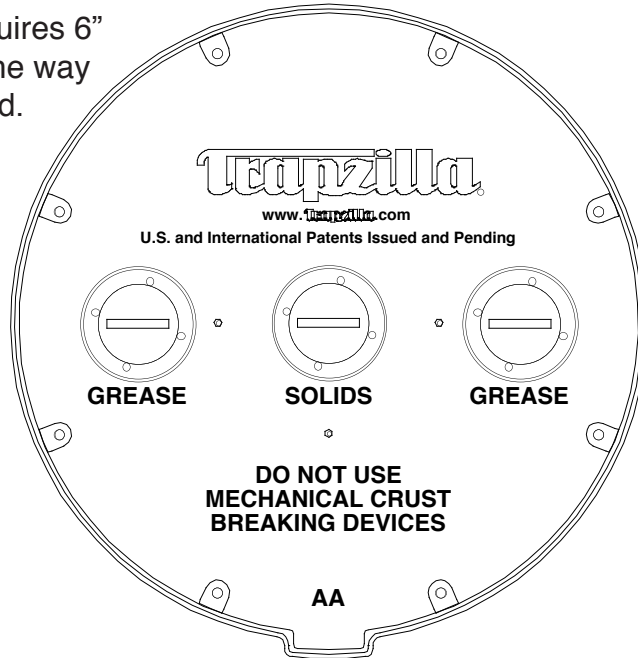
Trapzilla® Grease Trap System

TZ-600 Specifications

INSTALLATION INFORMATION

Suggested Minimum Footprint Dimensions

The Trapzilla® requires 6" of clearance all the way around the lid.



DO . . .

READ instruction manual included with system before doing anything.

Install unit allowing for the minimum clearances shown.

Make piping connections with rubber "No Hub" connectors.

Keep outlet piping as straight as possible. Use only "sweep" connections.

Install vent on outlet piping.

DON'T . . .

Install "P" trap on outlet connection of tank. (Note: the unit already has an internal gas trap).

Reduce pipe size on outlet piping.

NOTE: Drawing for reference only. Equipment must be installed in compliance with all applicable laws, regulations and codes, including plumbing codes. Installation should be performed by a qualified plumber.

Job Specification:

Grease and oils separator(s) shall be Thermaco **Trapzilla** hydromechanical grease/oil interceptor system(s) as manufactured by Thermaco, Inc., Asheboro, North Carolina as noted on plans.

Separator Specifications:

Furnish and install ___ Thermaco **Trapzilla** Model No. TZ-600, linear low-density rotationally molded polyethylene grease and oil separator(s) for below or above-ground installation, shall be ASME A112.14.3-rated at 75 GPM and factory-rated at 150 gallons per minute peak flow, 600+ pounds of grease storage capacity with a flat grease separation efficiency curve, crush-resistant cylindrical walls, twin integral portals for access by grease pump truck for grease removal, single separate integral portal for vacuum access for removal of solids, self guiding pipe for pump truck access/solids removal, integral non-floatation anchor ring for in-ground installation, integral horizontal baffle, laminar inlet flow diverter, integral vessel vent, separate storage compartments for grease and solids, and including as an integral part of the unit an integral gas trap and a fully removable polyethylene self-positioning keyed cover equipped with sealed thread fasteners.